

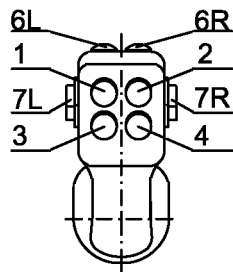



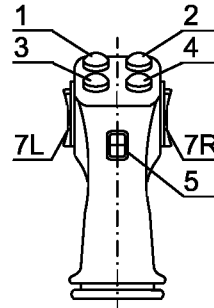
# FG-3 Fighter Grip Handle



Locations



Locations



Handle form	Handle Description	Type	Protection Rating
	Handle FG3 with coupling for PRO4, PRO6, CS1, VCS2, CS3, VCSO, VNSO Handle FG3 with coupling VNS2 Handle FG3 with custom coupling on request	FG3	IP56
Locations	Additions		
1,2,3,4,6L,6R, 7R,7L	Push-button: 1NO, contact rating: 1 A 28 VDC Color: GRN YEL RED BLK BLU		IP56
5	Deadman: 1 NO, contact ratings: 24 VDC-2A resistive	T	IP54
1-3, 2-4, 7L, 7R	Rockerswitch maintained 0-1 Rockerswitch maintained 1-0-1 Rockerswitch momentary 0-1 Rockerswitch momentary 1-0-1	W1S W2S W1T W2T-std. W2TS	IP40
1-2-3-4		MG10	IP40
1-3; 2-4 7L; 7R		MG12A MG12AA	IP56

**Ordering example:**

Type FG 3 8 12 2 RED 5T  
 Adapter for PRO-4, PRO-6, VCSO,  
 CS1, VCS2, CS3, VNSO  
 Adapter for VNS2  
 Push-button in position 2 red \_\_\_\_\_  
 Deadman \_\_\_\_\_

**Note:**

1. Due to space restrictions not all variations of options are available in all positions.
2. Custom handle options available on request.



Stratford, CT - 1-800-333-5762 - www.jrmerritt.com

# FG-3 Fighter Grip Handle Dimensions

